Chargaff's base pair rules

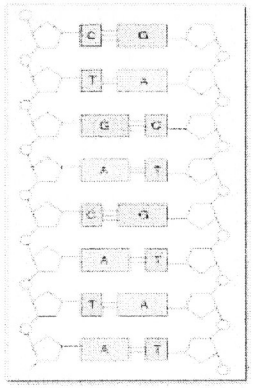

Percentages of Bases in Four Organisms

Source of DNA	A	T	G	C
Streptococcus	29.8	31.6	20.5	18.0
Yeast	31.3	32.9	18.7	17.1
Herring	27.8	27.5	22.2	22.6
Human	30.9	29.4	19.9	19.8

Organism	% A	% T	% G	% C
1	31.5		18.5	
Organism		30	20	
3				17
4	23			



1. CGTAAGCGCTAATTA

2. TCTTAAATGATCGATC

3. AATGAATAGCTAGCTT

4. GGCATTCGCGATCATG

5. CGTTAGCATGCTTCAT

Protein Synthesis Overview Diagram

ıbel the summary of protein synthesis diagrammed below using the following terms: **anscription, translation, DNA, mRNA, ribosome, tRNA, amino acid, polypeptide, ıcleus, codon, and anticodon.**

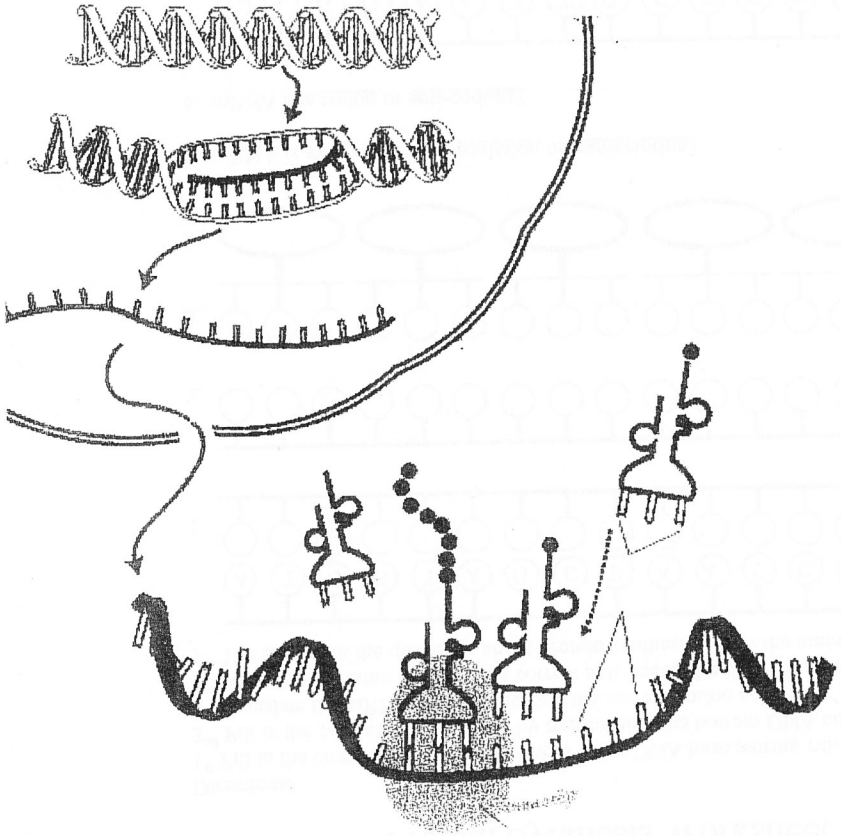

Protein Synthesis Worksheet

Directions:
1st Fill in the complimentary DNA strand using DNA base pairing rules.
2nd Fill in the correct mRNA bases by transcribing the bottom DNA code.
3rd Translate the mRNA codons and find the correct amino acid using the Codon Table
4th Write in the amino acid and the correct anti-codon the tRNA molecule.
5th The answer to the questions about protein synthesis below the amino acids.

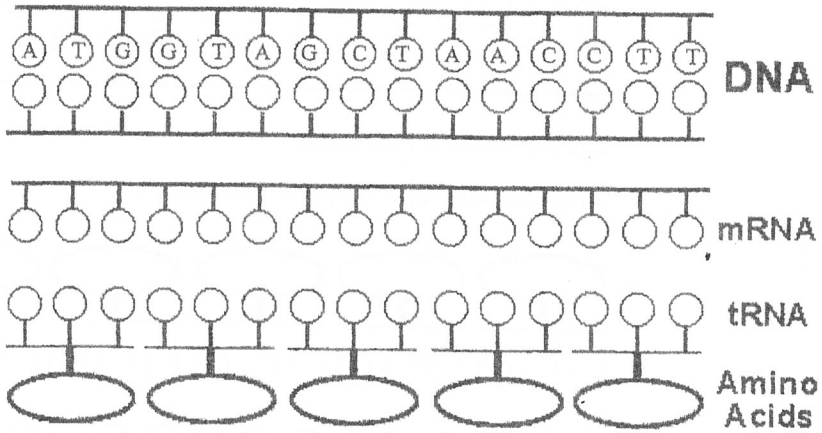

5. mRNA is synthesized in translation or transcription?

6. mRNA has codon or anti-codons?

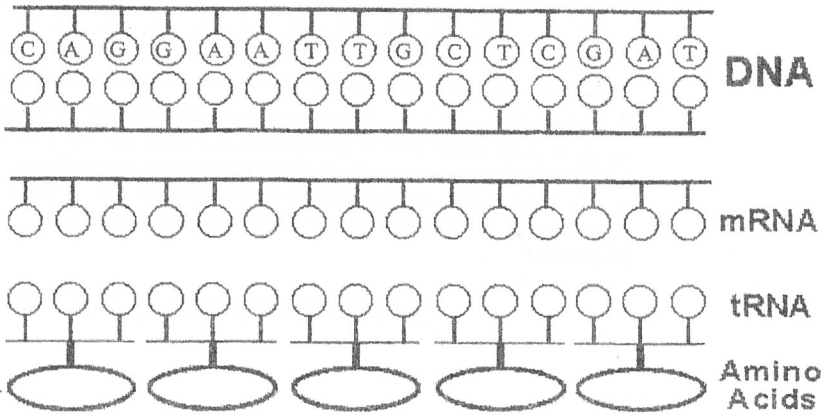

Name: _____

Date:_____ Period:__

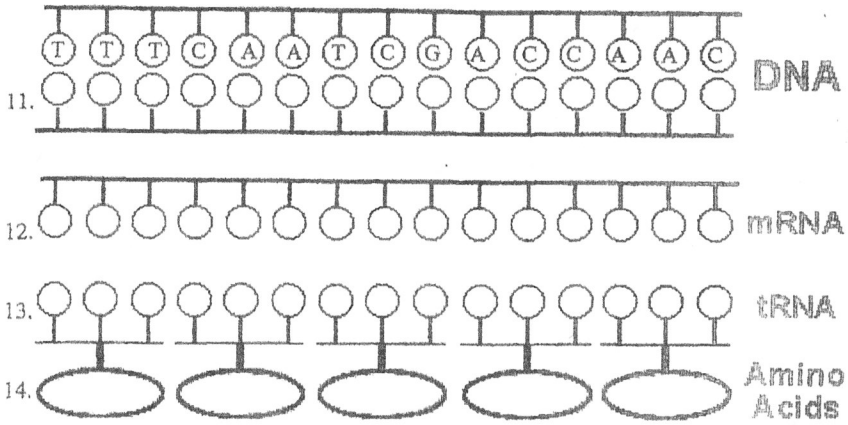

15. 1 or 3 codons equal one amino acid?

16. tRNA brings amino acids to the nucleus or ribosome?

17. A polypeptide is a sequence of proteins or amino acids?

18. tRNA has codons or anti-codons?

19. tRNA transfers amino acids during translation or transcription?
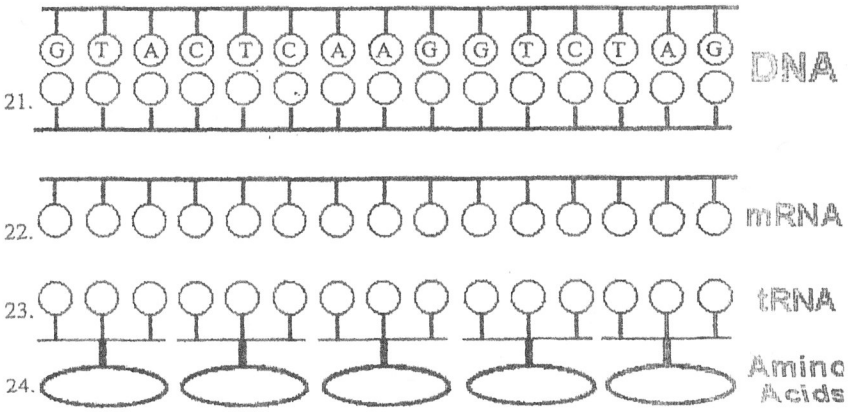
20. Ribosomes are the site where translation or transcription takes place?